















































































































Figure 9: Leading cause of mortality for males aged 40 years and over by five-year age bands in Bury from the year 2013 to 2023

([ONS, 2023](#)) [↗](#)

Age group (Males)	2013	2014	2015	2016	2017	2018	2019	2020	2021	2022	2023
Aged 40-44											
Aged 45-49											
Aged 50-54											
Aged 55-59											
Aged 60-64											
Aged 65-69											
Aged 70-74											
Aged 75-79											
Aged 80-84											
Aged 85-89											
Aged 90 and over	